

AGENDA
PUBLIC UTILITIES COMMISSION
August 4, 2021
3:00 P.M.

A. Call to Order

B. Roll Call

C. Approve Consent Agenda

1. Approve Agenda
2. Approve Meeting Minutes
3. Payments Report

D. EV Charging Station Usage

E. Upcoming Projects

F. Adjourn

*Public Utilities Commission Meeting
Minutes
July 7, 2021*

Meeting was called to order by Commissioner Possis at 3:02 p.m.

Members present: Craig Schulte, Annie Possis, and Tracy Benson

Absent:

Staff Present: Shane Steele, Tom Nelson, Patrick Knight, and Haden Hinchman

Others Present:

Motion by Benson, seconded by Schulte to approve the Agenda; June 6, 2021 Minutes; and Payment of Bills. Approved unanimously.

Tom Nelson presented a proposal for relining sewer mains around the city while the contractor was up working on the Highway 61 sewer mains.

Motion by Schulte, seconded by Benson to approve the proposal for \$54,000 to reline approximately 1500 ft of sewer main. Approved unanimously.

Shane Steele explained the Nova Power portal annual renewal contract.

Motion by Possis, seconded by Benson to approve the renewal contract. Approved unanimously.

Shane Steele explained the EV charger transfer of ownership agreement.

Motion by Schulte, seconded by Benson to approve the EV charger transfer agreement. Approved unanimously.

Motion by Benson, seconded by Schulte to adjourn the meeting at 3:21 p.m.

City of Grand Marais

MEMO

TO: Grand Marais Public Utilities Commission
FROM: Shane Steele, Sustainability Coordinator
DATE: July 29, 2021
SUBJECT: July EV Charging Usage Report

Below are some data gathered from our ZEFNet portal on the first month of EV charging usage. The stations went online in the last week of June, and the first charging session was recorded on June 26th. As of the writing of this memo, that is a period of 33 days.

Charger Usage Stats

Total Charging Sessions: 163

Avg. Daily Sessions: 5

Total Fees Collected: \$838.15

Total kWh Used: 2,370

Avg. Price Per kWh sold: \$0.35

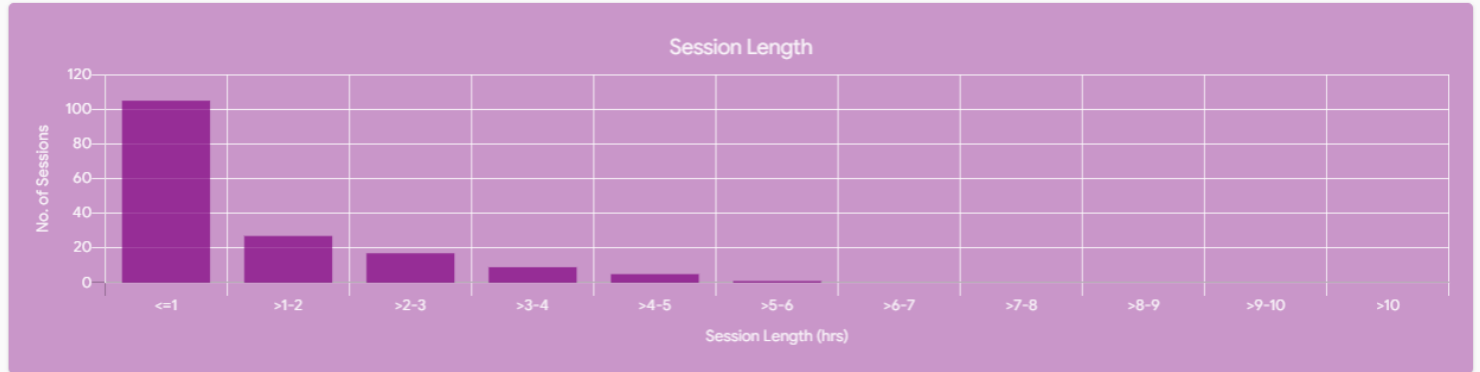
The data suggests that EV users prefer the city hall location. Of the 163 charging sessions, only 8 have been recorded in the campground.

31 of the total charging sessions have been on the DCFC, and 132 have been on the L2s. Of the total fees collected, \$637.30 have been paid on the DCFC, and \$200.85 have been paid on the L2s.

Duration of Usage

The pink graph shows that 64% of the total number of charging sessions are under an hour long and 80% are under 2 hours.

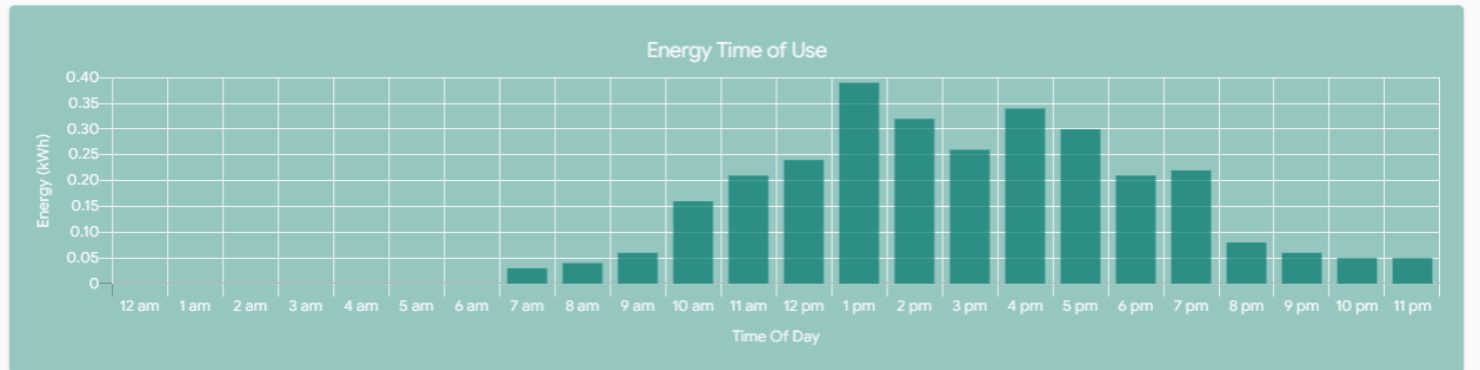
Session Length Length of time the car has been plugged into the charger, whether charging or not



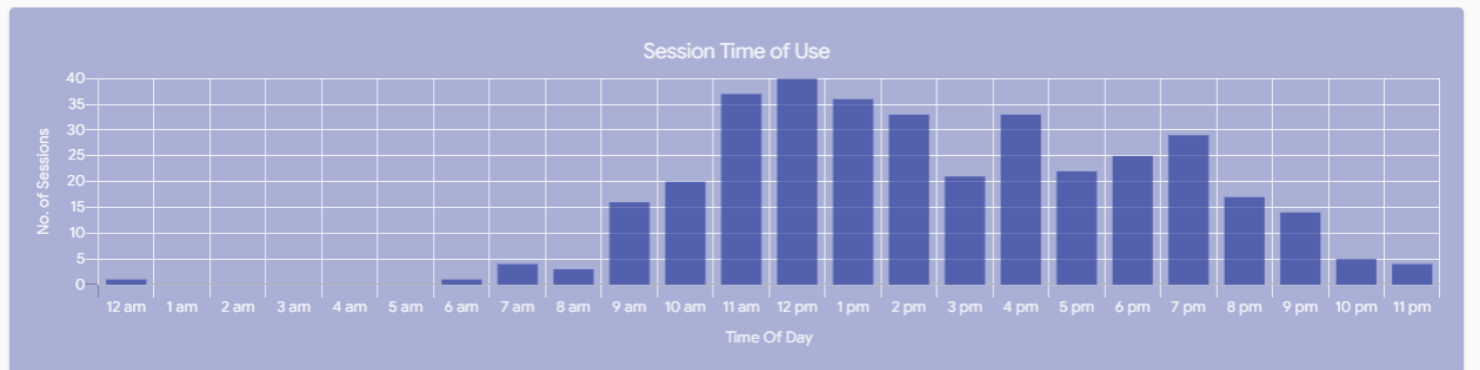
Time of Day Usage

The green and blue graphs show that charger usage ramps up slowly in the morning and peaks at the lunch hour. There is another smaller peak in the late afternoon and early evening.

Energy Time of Use Amount of kWh used in a given hour window per day per charger



Session Time of Use Hours when a car was plugged into a charger, whether charging or not



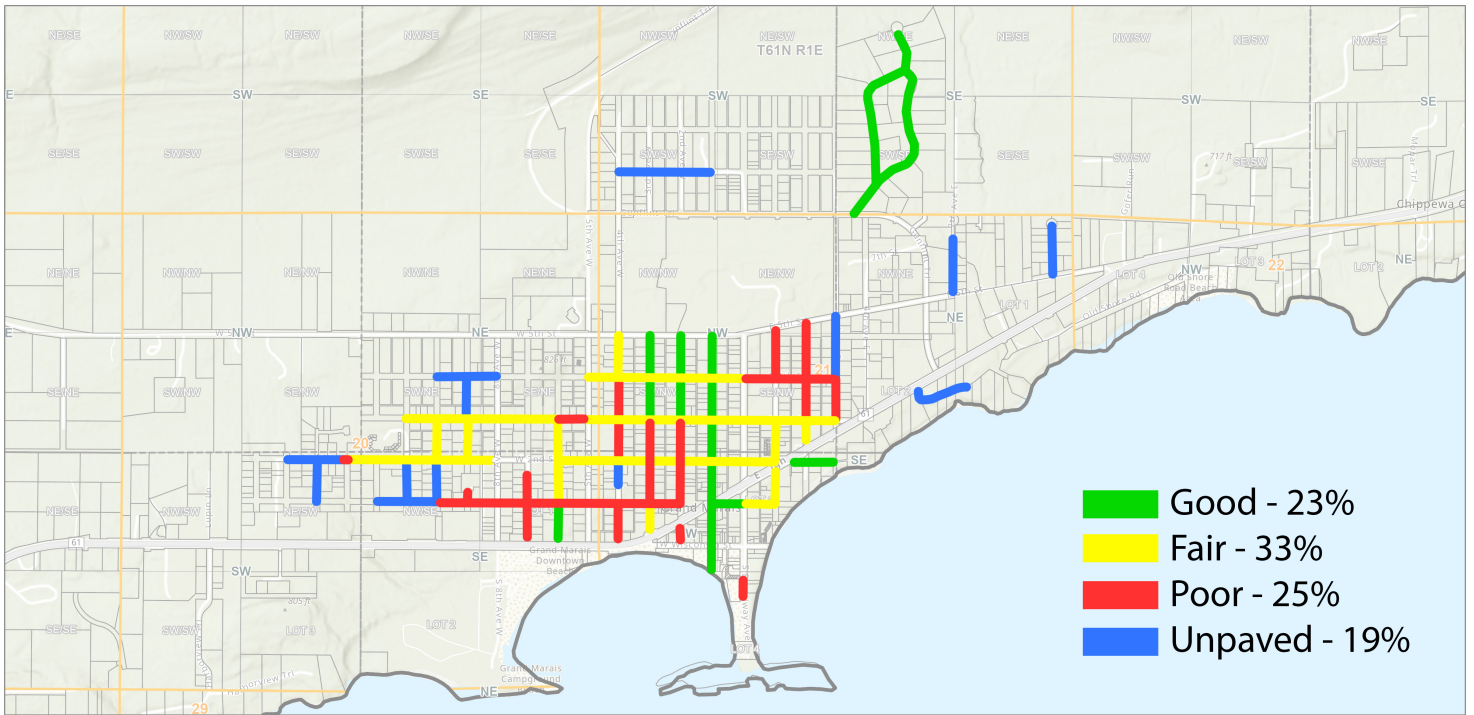
City of Grand Marais

MEMO


TO: Public Utilities Commissioners
FROM: Michael J. Roth, City Administrator
DATE: July 29, 2021
SUBJECT: Upcoming Capital Projects

On Wednesday, July 28, City Council and staff met to conduct a Capital Planning Workshop. At your meeting we will review a brief summary of the session and discuss the upcoming Capital projects the PUC has been planning.

Cook County Tax Parcel Finder App



7/27/2021, 2:58:08 PM



Esri Community Maps Contributors, Province of Ontario, Esri Canada, Esri, HERE, Garmin, SafeGraph, INCREMENT P, METV, NASA, USGS, EPA, NPS, US Census Bureau, USDA, Esri, NASA, NGA, USGS, FEMA

Cook County, MN
Cook County, MN